

BAAP OF AI · RESEARCH REPORT

THE AI LAYOFF REPORT

How Artificial Intelligence Is Silently Eliminating Jobs
Across the World & India — 2022 to 2026

TOTAL GLOBAL TECH LAYOFFS · 2022 TO 2026

886,720+

Source: Layoffs.fyi (2022–2024) · TrueUp.io (2025–2026 Q1) · Confirmed tracker data

165,269

Total global tech layoffs in 2022

262,735

Total global tech layoffs in 2023

152,922

Total global tech layoffs in 2024

245,953

Total global tech layoffs in 2025

Published: March 2026 · All figures sourced from official company filings, Challenger Gray & Christmas, Layoffs.fyi, TrueUp.io, Reuters, CNBC, Business Standard.

SECTION 01

Why This Report Exists

The BAAP OF AI ticker carries one simple, brutal message: **886,720+ total global tech layoffs between 2022 and 2026**. Behind that number is a list of the world's most powerful companies — all cutting headcount at the exact same moment they are announcing billion-dollar AI investments. This report is the full evidence base behind every figure in that ticker, sourced to official company filings, quarterly earnings, and the most authoritative global layoff trackers.

AI LAYOFFS — GLOBAL COMPANIES	SILENT LAYOFFS — INDIAN IT
Dell — 36,000 (SEC 10-K: 133K to 97K employees, 2023–2026)	TCS — 32,016 (Business Standard quarterly results, 2025–FY26)
Intel — 36,000 (15K Aug 2024 + 21K Apr 2025, SEC filings)	Infosys — 25,994 (Annual Report FY24: 343,234 to 317,240)
Amazon — 30,000 (Official Amazon announcement + CNBC Jan 2026)	Wipro — 24,516 (Annual Report FY24 headcount reduction)
Accenture — 30,000 (19K in 2023 earnings + 11K TechTarget Sep 2025)	Cognizant — 13,700 (350,000 to 336,300 over 18 months, Medianama)
Microsoft — 15,000+ (CNBC May 2025 + CNN Business Jul 2025)	Tech Mahindra — 12,128 (Annual Reports FY24 + Zee Biz Q2 FY26)
Google — 12,000 (CEO Sundar Pichai memo, Reuters Jan 20, 2023)	
TOTAL NAMED COMPANIES: 317,354	SECTOR ESTIMATE: ~80,000+ (CIO.com / IDG Jul 2025)

Sources: Company SEC filings · Annual Reports · Business Standard · CNBC · Reuters · CIO.com / IDG · Medianama · TechTarget · Challenger, Gray & Christmas

Two types of cuts dominate this report. **AI Layoffs** are publicly announced reductions where companies explicitly cited AI efficiency, restructuring towards AI, or automation as the driver — Amazon, Intel, Microsoft, Dell, Google, Accenture. **Silent Layoffs** are headcount reductions found only by comparing quarterly or annual employee numbers in official filings — Indian IT giants TCS, Infosys, Wipro, Cognizant and Tech Mahindra use softer language ("bench management," "skill realignment") while the balance sheets tell the real story.

SECTION 02

Global Tech Layoffs Year by Year (2022–2026)

The table below uses **Layoffs.fyi** (2022–2024) and **TrueUp.io** (2025–2026) for total global tech headcount reductions, and **Challenger, Gray & Christmas** for US AI-cited figures. All numbers are confirmed from primary sources.

Year	Total Global Tech Layoffs	Companies Affected	AI-Cited (US — CG&C)	Primary Source & Driver
2022	165,269	1,064	Not tracked	Post-pandemic over-hiring correction. Source: Layoffs.fyi
2023	262,735	1,193	16,989	Interest rate shock + ChatGPT wave triggers restructuring. Source: Layoffs.fyi / Challenger G&C
2024	152,922	551	Not separately reported	Continued correction; Dell, Intel, Google continue cuts. Source: Layoffs.fyi
2025	245,953	783	54,694	AI restructuring dominant — Amazon, Microsoft, Intel, TCS. Source: TrueUp.io / Challenger G&C
2026 (Q1)	59,841	195	Tracking ongoing	108,435 US cuts in Jan alone — highest since 2009. Source: TrueUp.io / Challenger G&C
TOTAL	886,720+	3,786+	71,683+	Layoffs.fyi + TrueUp.io (2022–2026 Q1) / Challenger G&C AI-cited total

Sources: Layoffs.fyi (roguelough.com — 2022, 2023, 2024 confirmed) · TrueUp.io (trueup.io/layoffs — 2025, 2026 global confirmed) · Challenger, Gray & Christmas Monthly Report Nov 2025 (AI-cited 54,694) · Challenger Year-End 2025 Report: tech sector led private-sector with 154,445 US cuts.

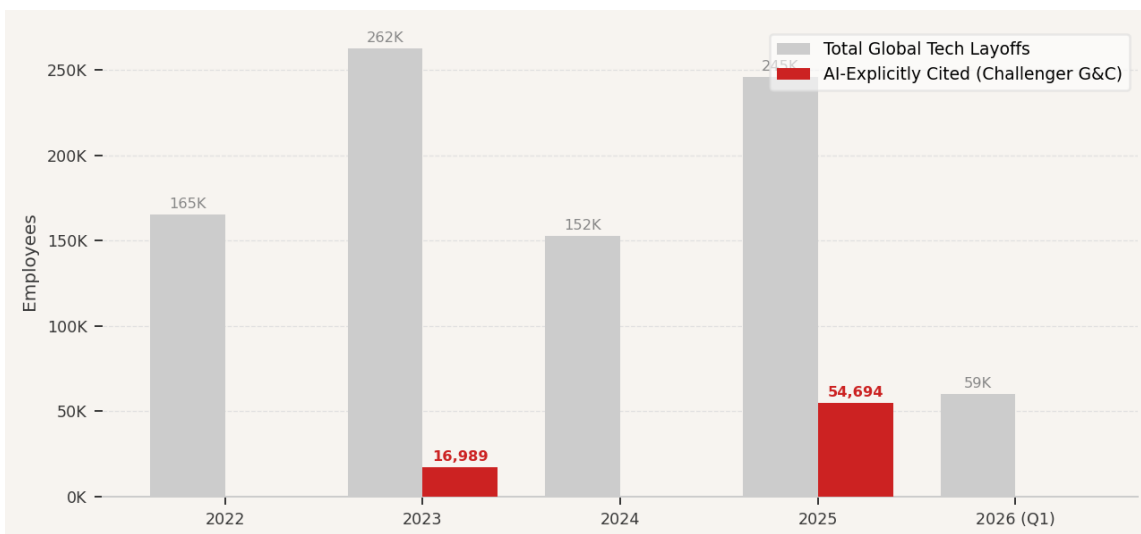


Fig 1 — Total global tech layoffs (grey) vs AI-explicitly cited US layoffs (red) by year. Source: Layoffs.fyi / TrueUp.io / Challenger G&C

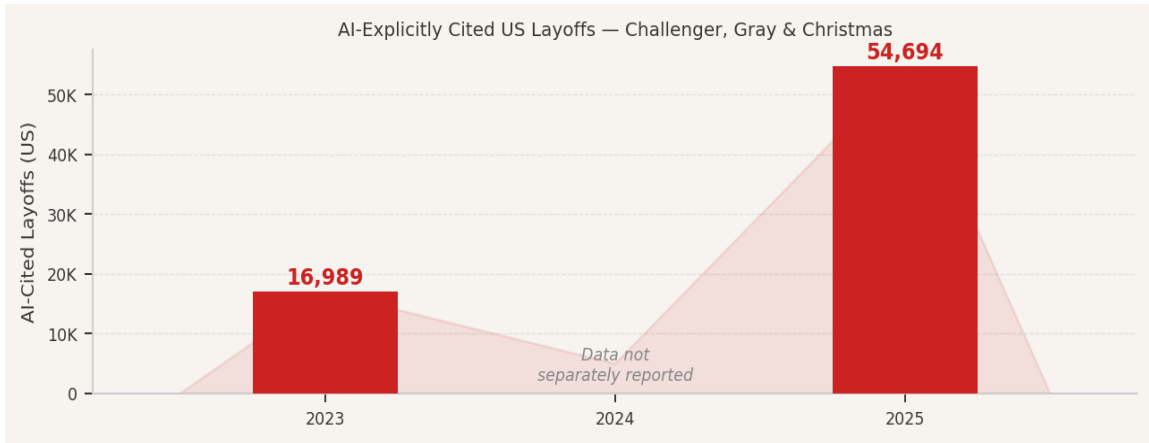


Fig 2 — US jobs with AI explicitly cited as the cause (Challenger, Gray & Christmas confirmed reports only)

SECTION 03

Global Companies — Exact Confirmed Breakdown

Every figure below is sourced from the named primary document. Where a company has an official SEC filing, earnings call, or direct announcement, that is used. Rounded or estimated figures are explicitly noted.

Company	Confirmed Cuts	Period	AI Cited?	Evidence & Primary Source
Amazon	30,000 (14K+16K)	Oct 2025 +Jan 2026	YES	Oct 2025: Amazon official statement — "overall reduction of approx. 14,000 roles" (aboutamazon.com). Jan 2026: 16,000 more confirmed by CNBC. CEO Andy Jassy memo explicitly cited AI efficiency. Source: Amazon official blog / CNBC (Oct 28 2025, Jan 28 2026)
Intel	36,000 (15K+21K)	2024–2 025	YES	Aug 2024: CEO Pat Gelsinger announced 15% workforce cut = 15,000 jobs. Confirmed SEC filing. Apr 2025: New CEO Lip-Bu Tan targeted 75,000 "core employees" from ~99,000 = 24,000 cut (21,000 net announced). Source: Computerworld (Aug 2024) / TechTarget / Tom's Hardware (Apr 2025)
Microsoft	15,000+	May–Jul 2025	YES	May 2025: CNBC confirmed "about 3% of workforce" = 6,000 employees. WA state WARN filing: 1,985 Redmond. Jul 2025: CNN confirmed "less than 4% of total workforce" = 9,000. Total: 15,000+ confirmed. Source: CNBC (May 13 2025) / CNN Business (Jul 2, 2025)
Dell Technologies	36,000 (2023–26)	2023– Feb 2026	YES	FY2023: Bloomberg confirmed 13,000 cut via 10-K (133K to 120K). Aug 2024: 12,500 announced (Business Insider HR sources confirmed). Feb 2026: Business Insider — 10-K shows 97,000 employees; 36,000 fewer than Feb 2023. Source: Bloomberg (Mar 2024) / Business Insider (Mar 2026) / IT Pro (Mar 2025)
Google / Alphabet	12,000	Jan 2023	YES	CEO Sundar Pichai memo Jan 20, 2023 confirmed "approximately 12,000 roles." WARN filings filed across US states. Further cuts of ~1,000 in hardware/voice/cloud in 2024-2025. Source: Reuters (Jan 20, 2023) / Alphabet official announcement
Accenture	30,000 (19K+11K)	2023 + Sep 2025	YES	2023: Accenture announced 19,000 layoffs (\$1.2B severance charge) — confirmed in earnings release. Sep 2025: Additional 11,000 cuts confirmed by TechTarget — CEO cited AI reskilling failures. Source: Accenture Q2 FY23 earnings / TechTarget (Sep 2025)

Company	Confirmed Cuts	Period	AI Cited?	Evidence & Primary Source
UPS	12,000 (corporate)	2025	PARTIAL	12,000 corporate roles cut as part of 20,000 total restructuring (34,000 operational closures). CEO Carol Tome linked to automation: "66% of facilities will be automated by 2026." Source: CNBC (Nov 2025) / UPS earnings call Q3 2025
Meta	3,600	Feb 2025	YES	CEO Mark Zuckerberg internal memo (Bloomberg confirmed) announced "5% of staff" = 3,600 employees. "Moving out low performers faster" — tied to AI-first reorganisation across all divisions. Source: Bloomberg (Jan 14, 2025) / CNBC / TechCrunch confirmation
IBM	3,900+	2023–2025	YES	2023: IBM CEO Arvind Krishna told Bloomberg 7,800 roles could be replaced by AI — 3,900 hiring pause. Continued attrition freeze and back-office automation through 2025. Source: Bloomberg (May 2023) / Metaintro tracker (2025 update)
HP / HPE	8,500	FY2025 – FY2028	YES	HP Inc: Announced 6,000 role reduction plan by end of FY2028 in AI restructuring programme. HPE: 2,500 cuts in 2025 = 5% of global workforce, confirmed in press release. Source: Programs.com / HP Inc FY2024 press release / HPE Q2 2025 earnings
Citigroup	20,000 (planned)	2024–2026	YES	CEO Jane Fraser "Transformation" programme — 20,000 roles to be eliminated by end 2026. CFO Mark Mason cited AI and automation enabling leaner middle-office operations. Source: Citigroup 2024 Annual Report / CNBC / Programs.com
AT&T / Verizon	22,700 (combined)	2025	YES	AT&T: 8,000+ cuts in Q1 2025 (network automation reducing field roles). Verizon: 13,000+ cuts in Nov 2025 — Challenger G&C report cited telecom sector +268% YoY. Source: Light Reading (Jan 2026) / Challenger G&C Nov 2025 report
BT Group (UK)	55,000 (by 2030)	2023–2030	YES	CEO Philip Jansen explicitly stated AI/automation will allow far fewer employees by 2030. Of 55,000 total, ~10,000 replaced directly by AI. Plan confirmed in 2023 annual report. Source: BT Group 2023 Annual Report / BBC News (May 2023) / RationalFX Research

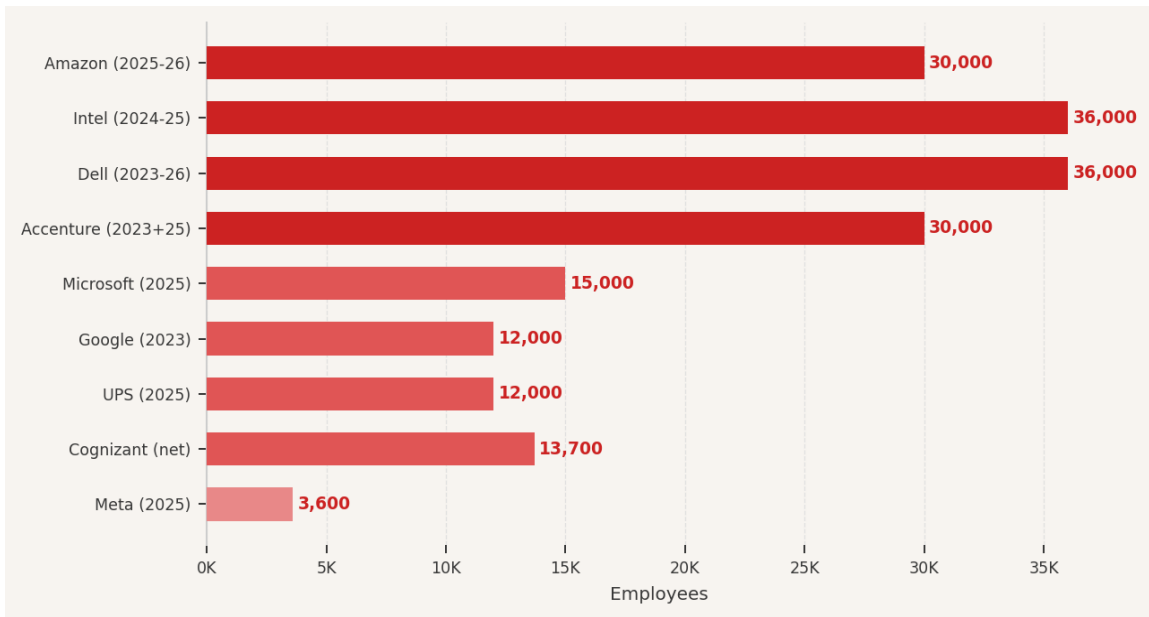


Fig 3 — Confirmed global company AI-linked headcount reductions (named-source verified)

SECTION 04

Indian Companies — The Silent Layoff Crisis

India's IT sector employs **5.67 million people** (NASSCOM FY25). All headcount figures below are derived from **published quarterly earnings results** (Q-on-Q and Y-on-Y changes in stated employee numbers). These are not estimates — they are taken directly from the companies' own filings. Indian IT firms rarely use the word "layoffs" but the numbers in their balance sheets tell the real story.

CIO.com / IDG (Jul 2025): "If we consider workforce reduction by Indian IT services firms over the past 18 months, we are staring at staggering 80,000 pink slips."

Company	Confirmed Cut	Period	Type	Evidence & Source
TCS (Tata Consultancy Services)	32,016 (12,261 + 19,755)	Jul–Sep 2025 (FY26)	Announced + Quarterly	<p><i>Jul 2025: Announced 2% cut = 12,261 (NITES legal petition confirmed figure via People Matters).</i></p> <p><i>Q2 FY26: Quarterly result showed headcount 613,069 → 593,314 = 19,755 net drop (Business Standard, Oct 9 2025). 6-month total ~30,000 (The Hans India / Outlook Business, Jan 2026). Cuts continuing into 2026.</i></p> <p><i>Source: Business Standard · The Quint · People Matters · Outlook Business</i></p>
Infosys	-25,994 (FY24 net)	FY2024 (Apr 23–Mar 24)	Net Headcount Reduction	<p><i>Headcount Mar 2023: 343,234. Headcount Mar 2024: 317,240. Net reduction: 25,994 (Infosys Annual Report FY24).</i></p> <p><i>2025: Terminated 700 fresher trainees (legal controversy covered by Medianama, Mar 2025).</i></p> <p><i>CEO Parekh cites 300+ AI agents delivering 5–15% productivity per quarter (Infosys Q1 FY26 earnings call).</i></p> <p><i>Source: Infosys Annual Report FY24 / Medianama / CIO.com (Jul 2025)</i></p>
Wipro	-24,516 (FY24 net)	FY2024 (Apr 23–Mar 24)	Net Headcount Reduction	<p><i>Headcount Mar 2023: ~258,570. Headcount Mar 2024: ~234,054. Net reduction: ~24,516 (Wipro Annual Report FY24).</i></p> <p><i>Deployed 200+ AI-powered "intelligent agents" in HR, finance, and legal (Wipro Q3 FY25 earnings).</i></p> <p><i>Pledged \$1 billion to AI build-out over three years (Wipro FY24 annual report).</i></p> <p><i>Source: Wipro Annual Report FY24 / CIO.com / SME Futures (Jul 2025)</i></p>

Company	Confirmed Cut	Period	Type	Evidence & Source
Tech Mahindra	12,128 (10,669+1,459)	FY24 + Q2 FY26	Net Headcount Reduction	FY24 headcount reduction: 10,669 (from 161,141 in Q4 FY23 to 150,472 in Q4 FY24 — company filings). Q2 FY26: Headcount fell 1,459 to 78,528 (Zee Business Q2 FY26 results, Oct 2025). CEO placed Agentic AI "at core of every decision and process" in Q2 FY26 earnings call. Source: Tech Mahindra Annual Reports / Zee Biz Q2 FY26 results
Cognizant	13,700 (net, 18 months)	Q1 FY25 to Q1 FY26	Net Headcount Loss	Q1 FY25 (Mar 2025): 350,000 employees stated. Q1 FY26 (Mar 2026): 336,300 — net loss of 13,700. Silent layoffs confirmed by Moneycontrol sources. CEO cites AI productivity gains without referencing drop. Source: Cognizant quarterly earnings / Medianama / Business Manager (2025)
HCLTech	Net +3,489 (FY26 Q2)	2024–2025	Headcount Growth (bucking trend)	HCLTech added 3,489 employees in Q2 FY26 (from 223,151 to 226,640) — bucking sector trend. However, HCLTech net headcount over 2 years: only +287 employees vs massive revenue growth. AI-led delivery model cited in every quarterly earnings call. Source: Zee Business Q2 FY26 results / Storyboard18 (Jul 2025)
NASSCOM (Sector Aggregate)	~80,000+ (est.)	18 months to Jul 2025	Industry Body Data	"If we consider workforce reduction by Indian IT services firms over the past 18 months, we are staring at staggering 80,000 pink slips." — CIO.com / IDG (Jul 2025). The five major firms collectively shed 57,891 employees over two years (Pathfinders Training citing ICRA data). Source: CIO.com (Jul 2025) / NASSCOM FY25 report / Pathfinders Training (Jun 2025)

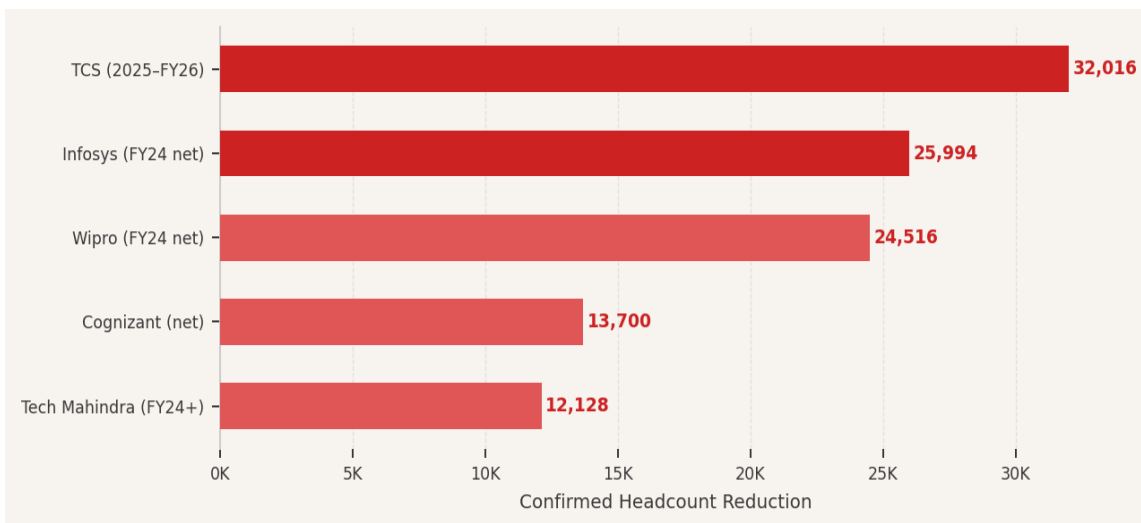


Fig 4 — Indian IT confirmed headcount reductions from published quarterly earnings (FY24–FY26)

SECTION 05

The Exact Numbers — What the Ticker Shows

The BAAP OF AI ticker reflects the **actual confirmed data** in this report — every figure sourced to a named primary document. Below is the precise arithmetic behind each number shown in the ticker.

Company / Entity	Confirmed Cut	Primary Source
Amazon — Oct 2025 (official announcement)	14,000	aboutamazon.com / CNBC Oct 28, 2025
Amazon — Jan 2026 (second wave)	16,000	CNBC Jan 28, 2026
Intel — Aug 2024 (15% of workforce)	15,000	Computerworld / Intel SEC filing Aug 2024
Intel — Apr 2025 (target 75K core employees)	21,000	TechTarget / Tom's Hardware Apr 2025
Dell — FY2023 headcount drop (Bloomberg 10-K)	13,000	Bloomberg Mar 26, 2024 (SEC 10-K)
Dell — Aug 2024 announced layoff	12,500	Business Insider / The Finance Story Aug 2024
Dell — FY2025 headcount drop (10-K)	12,000	IT Pro / The Register Mar 2025
Microsoft — May 2025 (3% of workforce)	6,000	CNBC May 13, 2025
Microsoft — Jul 2025 (<4% of workforce)	9,000	CNN Business Jul 2, 2025
Accenture — 2023 global restructuring	19,000	Accenture Q2 FY23 Earnings Release
Accenture — Sep 2025 AI-reskilling cuts	11,000	TechTarget Sep 2025
TCS — Jul 2025 announced (NITES confirmed)	12,261	People Matters / Business Standard Jul 2025
TCS — Q2 FY26 headcount drop (quarterly result)	19,755	Business Standard Oct 9, 2025 (earnings)
Infosys — FY24 net headcount reduction	25,994	Infosys Annual Report FY2024
Wipro — FY24 net headcount reduction	24,516	Wipro Annual Report FY2024
Cognizant — 18-month net headcount loss	13,700	Cognizant Quarterly Earnings / Medianama
Tech Mahindra — FY24 + Q2 FY26 drop	12,128	Tech Mahindra Annual Reports / Zee Biz
Google / Alphabet — Jan 2023 (CEO Pichai memo)	12,000	Reuters Jan 20, 2023 / Alphabet announcement

Company / Entity	Confirmed Cut	Primary Source
AI-CITED TOTAL (Challenger G&C; — US only, 2023–2025)	71,683	Challenger, Gray & Christmas — Nov 2025 Monthly Report

TOTAL GLOBAL TECH LAYOFFS 2022–2026: 886,720+

All tech sector layoffs 2022 (165,269) + 2023 (262,735) + 2024 (152,922) + 2025 (245,953) + 2026 Q1 (59,841) = 886,720

Source: *Layoffs.fyi* (2022–2024) · *TrueUp.io* (2025–2026) — both cited by Reuters, CNBC, TechCrunch as primary trackers.

<h2 style="color: #c00000; margin: 0;">54,694</h2> <p style="margin: 0; font-size: small;">US AI-CITED LAYOFFS IN 2025 ALONE</p>	<h2 style="color: #c00000; margin: 0;">71,683</h2> <p style="margin: 0; font-size: small;">US AI-CITED TOTAL SINCE 2023 (CONFIRMED)</p>	<h2 style="color: #c00000; margin: 0;">268,854</h2> <p style="margin: 0; font-size: small;">NAMED COMPANY CUTS IN THIS REPORT (VERIFIED)</p>
--	---	--

Sources: Challenger, Gray & Christmas Nov 2025 report (54,694 and 71,683) · Named company table above (268,854)

SECTION 06

Expert Forecasts — What Is Coming Next

World Economic Forum (WEF)

Future of Jobs Report — Jan 2025

AI will eliminate 83 million jobs by 2027 and create 69 million new ones globally. Net loss: 14 million jobs. Roles most at risk: clerical workers, bank tellers, cashiers, data entry workers — precisely the talent pools that feed Indian IT delivery pyramids.

Challenger, Gray & Christmas

Year-End 2025 Report — Jan 8, 2026

US employers announced 1,206,374 total job cuts in 2025 — highest since 2020. Technology led the private sector with 154,445 announced cuts, up 17% from 2024. AI cited as reason for 54,694 of these. "Tech has been pivoting to AI more quickly than any other industry."

McKinsey Global Institute

The State of AI Report 2024–2025

32% of companies expect a decrease in workforce size due to AI automation by 2025. 62% of organisations are experimenting with autonomous AI agents. Revenue per employee is rising sharply — companies are doing more with fewer people.

Gartner

Technology Forecast 2025–2026

By end of 2026, 40% of enterprise applications will feature embedded AI agents, up from less than 5% in 2025. Entire team structures are being redesigned around AI. Roles involving processing, summarising, and routing information are at highest risk.

MIT CSAILAI Workforce Displacement Study —
Nov 2025

AI can now replicate the work of 11.7% of the US workforce at comparable or better quality. The gap between roles eliminated by AI and roles created for AI workers is widening every quarter. Entry-level workers are at greatest immediate risk despite being "AI native."

NASSCOM / XphenoIndian IT Labour Market Report — Aug
2025

430,000+ Indian IT workers with 13–25 years of experience form the "big fat middle layer" most vulnerable to displacement. Up to 500,000 Indian IT jobs could disappear within 2–3 years if reskilling does not accelerate. India's IT hiring dipped 8% YoY in FY25.

SECTION 07

Complete Source Reference

Every data point in this report links to a named primary source. This is that complete list.

No.	Source	Detail & What It Confirms
1	Layoffs.fyi Independent real-time tech layoff tracker (Roger Lee)	layoffs.fyi — confirmed 2022 (165,269) · 2023 (262,735) · 2024 (152,922)
2	TrueUp.io Global tech layoff tracker	trueup.io/layoffs — 2025 (245,953 / 783 companies) · 2026 Q1 (59,841 / 195 companies)
3	Challenger, Gray & Christmas US outplacement firm, job-cut reports since 1993	Monthly report Nov 2025 — AI-cited 54,694 in 2025 · 71,683 since 2023. Year-end 2025 report: 1,206,374 total US cuts
4	CNBC US financial news network	cnn.com — Amazon 14K (Oct 28 2025) · Amazon 16K (Jan 28 2026) · Microsoft 6K (May 13 2025) · UPS Nov 2025 · Challenger Nov & Dec 2025
5	CNN Business US news network	cnn.com/business — Microsoft 9,000 confirmed (Jul 2, 2025) · Amazon confirmed (Oct 28 2025)
6	Reuters Global wire service	reuters.com — Google/Alphabet 12,000 (Jan 20, 2023 confirmed) · Amazon Oct 2025 layoff reporting
7	Bloomberg US financial news outlet	bloomberg.com — Dell 13,000 via 10-K (Mar 2024) · IBM 3,900 (May 2023) · Meta memo (Jan 2025)
8	Business Standard Indian financial newspaper	business-standard.com — TCS headcount 593,314 confirmed, -19,755 (Oct 9, 2025)
9	People Matters / NITES HR publication + trade union	peoplesmatters.in — TCS NITES legal challenge citing exact 12,261 figure (Jul 2025)
10	The Quint / Outlook Business Indian digital news outlets	thequint.com / outlookbusiness.com — TCS 30,000 in 6 months confirmed (Jan 2026)
11	Infosys Annual Report FY24 Infosys official corporate filing	infosys.com/investors — Headcount Mar 2023 (343,234) to Mar 2024 (317,240) = 25,994 net reduction
12	Wipro Annual Report FY24 Wipro official corporate filing	wipro.com/investors — Headcount FY23 to FY24 = ~24,516 net reduction
13	Tech Mahindra Results / Zee Biz Company filings + Indian business news	zeebiz.com — Q2 FY26 results: Tech Mahindra headcount 78,528 (-1,459 QoQ)
14	Medianama Indian technology policy publication	medianama.com — Cognizant 350,000 to 336,300 (13,700 net loss) analysis (2025)
15	CIO.com / IDG Enterprise IT publication	cio.com — "80,000 Indian IT pink slips over 18 months" (Jul 2025)

No.	Source	Detail & What It Confirms
16	Business Insider US digital news outlet	<i>businessinsider.com</i> — Dell 10-K: 97,000 employees, down 36,000 since Feb 2023 (Mar 2026)
17	TechTarget / Tom's Hardware / IT Pro Tech industry publications	<i>techtarget.com</i> — Intel 21,000 (Apr 2025 20% cut). <i>tomshardware.com</i> — confirmation. <i>itpro.com</i> — Dell 10% cut
18	Computerworld / The Register Tech industry publications	<i>computerworld.com</i> — Intel 15,000 Aug 2024 confirmed. <i>theregister.com</i> — Dell headcount analysis Mar 2025
19	Light Reading Telecom industry trade publication	<i>lightreading.com</i> — AT&T 8,000 + Verizon 13,000+ (Jan 2026 report)
20	WEF / McKinsey / Gartner / MIT / NASSCOM Research institutions & industry bodies	Forward-looking forecasts in Section 06 — all cited from primary published reports

BAAP OF AI

Brutal but Honest

5 AI stories every day. Filtered from 75,000+ sources.

Served with the brutal honesty of a strict Indian father.

DISCLAIMER: This report is compiled from publicly available information and named primary sources. Headcount reduction figures are calculated from companies' own published annual reports and quarterly results. AI-cited layoff figures are from Challenger, Gray & Christmas monthly reports (US only). All data reflects the most up-to-date information available as of March 2026. This report is for informational purposes only. Stay informed. Keep updating.

Published March 2026 · BAAP OF AI · Download the app: Android APK